



variety[®]
the children's charity

How to Fundraise with Facebook

Overview

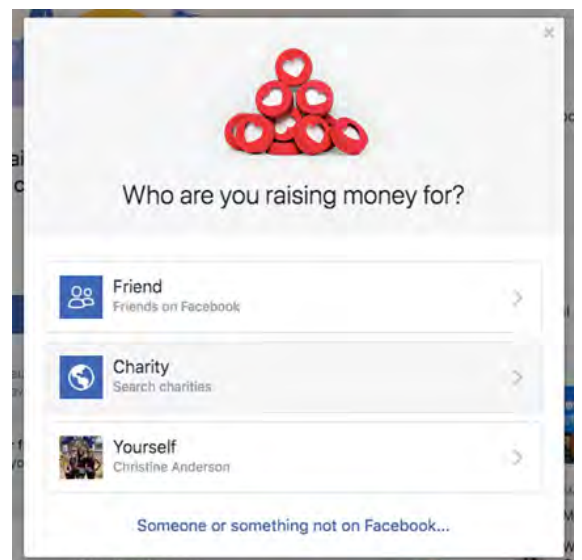
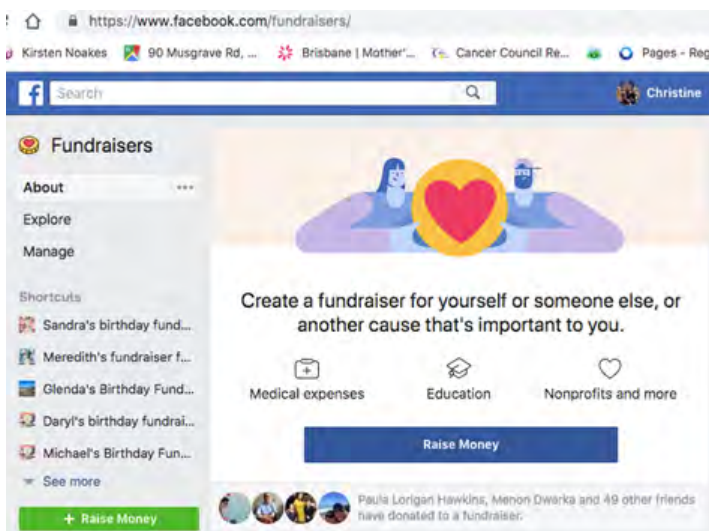
Facebook fundraisers lets people raise money to benefit Variety – the Children’s Charity of South Australia on Facebook. Variety supporters can set up a dedicated page to share their story, tell others about our mission and build support around a fundraising goal.

Friends can donate in just a few taps without leaving Facebook, making it easier to raise funds. Each time someone donates, they are prompted to share and invite their friends. Shares and reshares also contain a Donate button, making it easy to donate directly from News Feed.

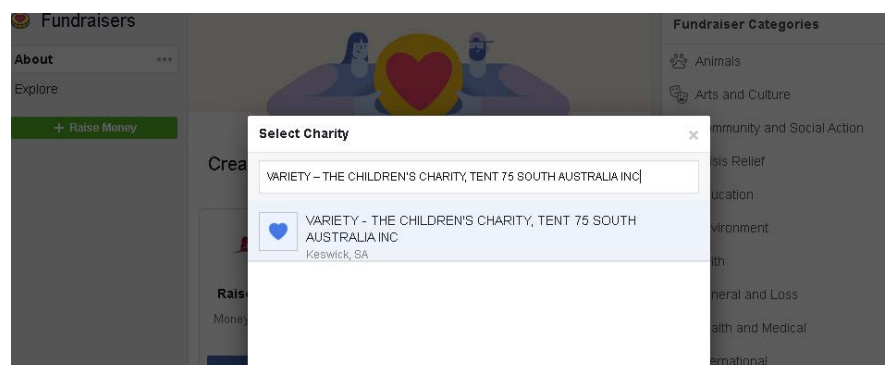
Follow these easy steps to create your Facebook fundraiser for Variety:

Step 1: Go to <https://www.facebook.com/fundraisers/> and click on “Raise Money”.

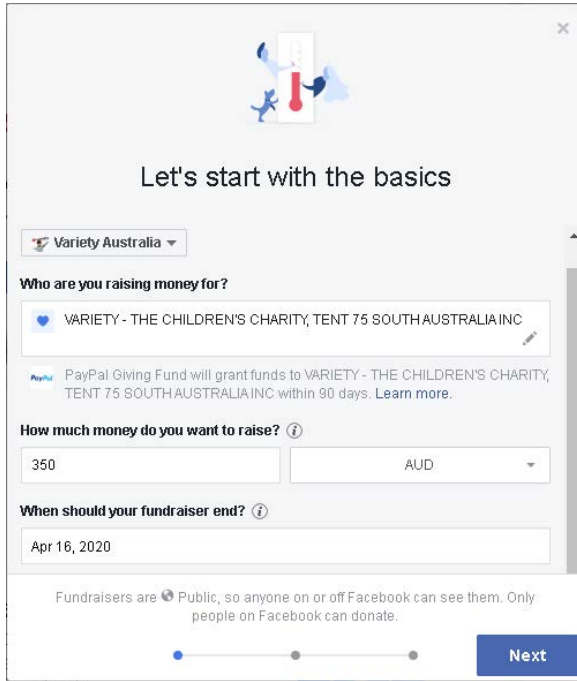
Step 2: When asked “Who are you raising money for?” click on “Charity”.



Step 3: Search for and select “VARIETY – THE CHILDREN’S CHARITY, TENT 75 SOUTH AUSTRALIA INC” from the list of charities.



Step 4: Set your goal and end date and click “Next”.



Let's start with the basics

Variety Australia

Who are you raising money for?

VARIETY - THE CHILDREN'S CHARITY, TENT 75 SOUTH AUSTRALIA INC

PayPal Giving Fund will grant funds to VARIETY - THE CHILDREN'S CHARITY, TENT 75 SOUTH AUSTRALIA INC within 90 days. [Learn more.](#)

How much money do you want to raise? ⓘ

350 AUD

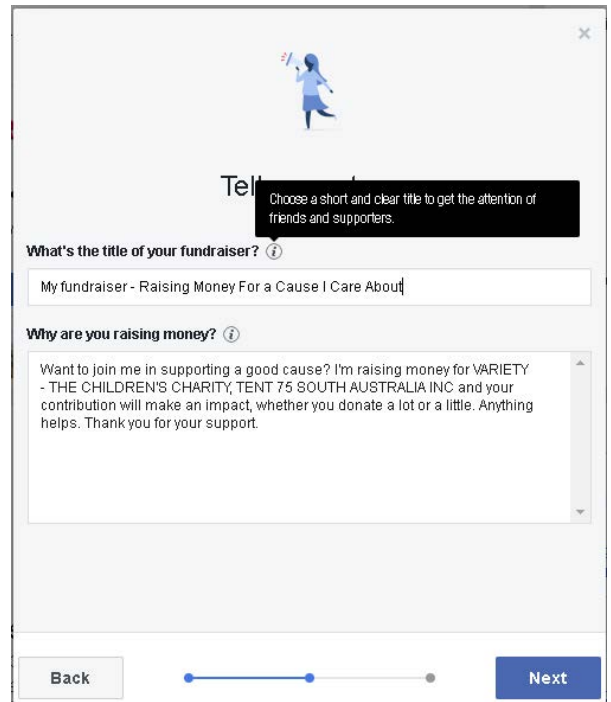
When should your fundraiser end? ⓘ

Apr 16, 2020

Fundraisers are Public, so anyone on or off Facebook can see them. Only people on Facebook can donate.

Next

Step 5: Give your Facebook fundraiser a name and tell your story.



Tell your story

Choose a short and clear title to get the attention of friends and supporters.

What's the title of your fundraiser? ⓘ

My fundraiser - Raising Money For a Cause I Care About

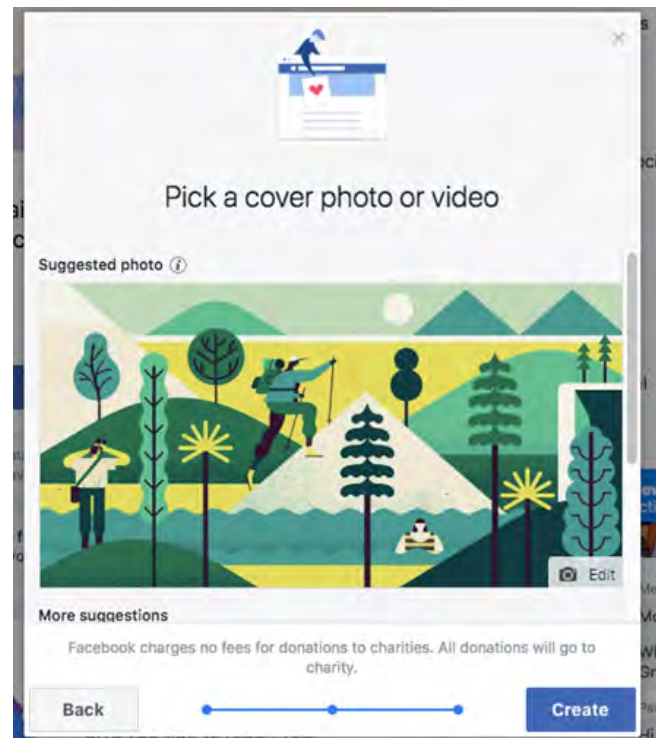
Why are you raising money? ⓘ

Want to join me in supporting a good cause? I'm raising money for VARIETY - THE CHILDREN'S CHARITY, TENT 75 SOUTH AUSTRALIA INC and your contribution will make an impact, whether you donate a lot or a little. Anything helps. Thank you for your support.

Back Next

Note: It's very important that you indicate your first and last name (and Car/Bike/4WD number if applicable) in order for us to track donations that you receive through Facebook.

Step 6: Choose a suggested cover image or click “Edit” to upload your own picture or video. Then click “Create”.



Pick a cover photo or video

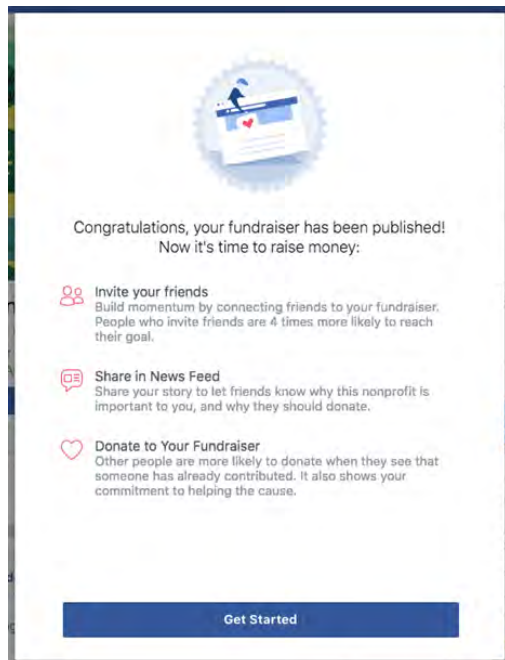
Suggested photo ⓘ

More suggestions

Facebook charges no fees for donations to charities. All donations will go to charity.

Back Create

Step 7: Your fundraiser is now live! Click on “Get Started” to invite Facebook friends to donate and to share your fundraiser on your timeline.



Step 8: Your fundraiser will appear in your friend’s news feed so they can donate. Keep sharing it and tagging friends who may want to support you in order to build momentum for your campaign.



Step 9: Be sure to let the Variety team know that you have created a Facebook fundraiser so that we can track your donations. Please note that Variety will receive any funds you raise via Facebook a minimum of 30-60 days later. We will not receive any information about the donors who have supported your fundraiser. However, if you have indicated your first and last name in your fundraiser description, then we’ll know how much you’ve raised and can add that to your fundraising tally.

Thank you for raising money for Variety – the Children’s Charity of South Australia so that ALL kids can have a fair go!

For more information, please contact the Variety SA fundraising team at fundraising@variety.org.au or (08) 8293 8744.

