

Variety WA Incorporated

T/A Variety WA – the Children’s Charity (Tent 74)

ABN 14 020 124 537

Annual Financial Report 30 September 2018

Contents to Annual Financial Report

Board of Management	3
Board of Management Report	4
Auditor's Independence Declaration	7
Statement of Profit or Loss and Other Comprehensive Income	8
Statement of Financial Position	9
Statement of Change in Equity	10
Statement of Cash Flows	11
Notes to the Financial Statements	12
Board of Management's Declaration	29
Audit Report	30

Board of Management

J. Komninos – Chair/Chief Barker

M. d’Almeida – Vice Chair

B. Dean – Treasurer

A. Begley – Board Member

J. Campbell – Board Member

D. Cheir – Board Member

J. Hanlon – Board Member

H. Hinchliffe – Board Member

R.O’Dea – Board Member

C. Lockwood – Board Member

J. Walter – Board Member

Board of Management Report

The Board of Management of Variety WA Incorporated (Variety WA), has pleasure in submitting the following report in respect of the year ended 30 September 2018 in accordance with a resolution of Members.

MEMBERS

The Board of Management in office at the date of this report are set out on page 3 of this report.

The Board of Management members had no interests in contracts or proposed contracts with Variety WA during the course of the financial year other than noted in the statutory information of this report.

DIVIDENDS

The Charity is a not-for-profit organisation and is prevented by its constitution from paying dividends.

ASSOCIATION INFORMATION

Variety WA is an Association incorporated in Western Australia under the Associations Incorporation Act 2015 WA.

The registered office of Variety WA is 102 Burswood Road, Burswood WA 6100.

The entity employed 10.8 (FTE) staff at 30 September 2018 (30 September 2017: 14.3 FTE).

PRINCIPAL ACTIVITIES

The principal activities of Variety WA during the year were to supply equipment and resources to disadvantaged and special needs children in the community. Variety WA achieves this through fundraising and provision of grants to both individuals and organisations through the Caring for Kids, Freedom and Future Kids programs. The principal activities have not changed from previous years.

OPERATING AND FINANCIAL REVIEW

Operating revenue

The operating revenue for the year ended 30 September 2018 was \$3,086,062 (30 September 2017: \$6,628,470).

Donations and collections (Charitable revenue)

The revenue from donations and collections (charitable revenue) for the year ended 30 September 2018 was \$1,592,282 (30 September 2017: \$1,926,263). The resulting charitable ratio (divide Grants and programs – Kids support by Donations and collection) for the year ended 30 September 2018 was 73.7% (30 September 2017: 82.7%).

Operating result before grants and programs

The operating profit before grants and programs approved for the year ended 30 September 2018 was \$243,046 (30 September 2017: \$1,351,558).

Grants and programs - Kids Support

Grants and programs provided directly to disadvantaged and special needs children for the year ended 30 September 2018 were \$1,173,279 (30 September 2017: \$1,593,375). When combined with the running costs of the programs and subtracting grant write backs, the total cost of grants and programs was \$959,362 (30 September 2017: \$1,286,497).

Net operating result

The operating (deficit)/surplus for the year ended 30 September 2018 was \$(716,316) (30 September 2017: surplus of \$65,061).

Board of Management Report (continued)

SIGNIFICANT CHANGES IN THE STATE OF AFFAIRS

There has been no significant change in the state of affairs of the charity during the year ended 30 September 2018.

SIGNIFICANT EVENTS AFTER THE BALANCE DATE

No other circumstances have arisen since the end of the year which significantly affect, or may significantly affect, the state of affairs or operations of Variety WA subsequent to the year ended 30 September 2018.

LIKELY DEVELOPMENTS AND EXPECTED RESULTS

In the opinion of the Board of Management, there are no likely changes in the operations of Variety WA, which will adversely affect the results of Variety WA in subsequent financial years.

ENVIRONMENTAL REGULATION AND PERFORMANCE

Variety WA is not subject to any particular or significant environmental regulation.

BOARD OF MANAGEMENT BENEFITS

No Board of Management member of Variety WA has, since the end of the previous financial year, received or become entitled to receive a benefit by reason of a contract made by Variety WA with the Board of Management Member or with a firm of which they are a member, or with an Association in which they have substantial financial interest except for those items disclosed in the notes to this Annual Financial Report.

INDEMNIFICATION AND INSURANCE OF MEMBERS

Association indemnity insurance was purchased during the year and covers the Board of Management up to a maximum of \$5,000,000 for any one claim and an annual aggregate of \$10,000,000. The premium paid for the insurance was \$1,823 (excluding GST).

Board of Management Report (continued)

BOARD OF MANAGEMENT MEETINGS


The number of meetings of Board of Management Members held during the year and the number of meetings attended by each member were as follows:

	Board of Management Meetings Attended	Board of Management Meetings Eligible to Attend
J Komninos (Chief Barker)	10	10
M. d’Almeida (Vice Chair) *	7	10
B Dean (Treasurer)	7	8
A Begley	4	10
J Campbell *	6	10
D Cheir	9	10
J Hanlon	4	10
H. Hinchliffe	9	10
C Lockwood *	8	10
R O’Dea * ®	10	10
J Walter *	10	10

* The term of membership of the Board of Management expired at the AGM held on 28th November 2017 for Michelle d’Almeida, Justine Campbell, Cheryl Lockwood, Rod O’Dea and Jay Walter. As Rod O’Dea’s 6 year term as an elected board member had expired, he was unable to re-nominate. M d’Almeida, B Dean, J Campbell, C Lockwood and J Walter were all elected to the board following the election results announced at the AGM.

® At the December 2017 meeting, R O’Dea co-opted to the board.

Signed in accordance with a resolution of the Board of Management:



.....
J Komninos
Chief Barker / Chair



.....
B Dean
Treasurer


Date: 21 November 2018

AUDITOR'S INDEPENDENCE DECLARATION

In accordance with the requirements of the Australian Charities and Not-for-profits Commission Act 2012 and the Associations Incorporation Act 2015 WA, in relation to our audit of the financial report of Variety WA Inc. for the year ended 30 September 2018, to the best of my knowledge and belief, there have been:

- a) No contraventions of the auditor independence requirements of section 60-40 of the Australian Charities and Not-for-profits Commission Act 2012 in relation to the audit;
- b) No contraventions of the auditor independence requirements of section 80 the Associations Incorporation Act 2015 WA in relation to the audit; and
- c) No contraventions of any applicable code of professional conduct in relation to the audit.

BUTLER SETTINERI (AUDIT) PTY LTD



MARIUS VAN DER MERWE CA
Director

Perth
Date: 21 November 2018

Statement of Profit or Loss and Other Comprehensive Income

FOR THE YEAR ENDED 30 SEPTEMBER 2018	Notes	2018 \$	2017 \$
Revenue			
Donations and collections	2	1,592,282	1,926,263
Event and lottery income	2	1,361,592	4,590,029
Other income	2	132,188	112,178
Total revenues		3,086,062	6,628,470
Expenses			
Support salaries & related costs		(643,223)	(434,747)
Fundraising & event costs		(1,504,358)	(4,409,094)
Depreciation	3	(94,247)	(83,209)
Other expenses		(601,188)	(349,862)
Total expenses		(2,843,016)	(5,276,912)
Net surplus before grants and programs		243,046	1,351,558
Grants and programs			
Kids support grants approved		(913,074)	(1,314,041)
Program costs		(260,205)	(279,334)
Less current years grants written back		102,808	-
Less previous years grants written back		111,109	306,878
Total grants and programs		(959,362)	(1,286,497)
Surplus/(Deficit) before tax		(716,316)	65,061
Income tax expense		-	-
Surplus/(Deficit) after tax		(716,316)	65,061
Other comprehensive income			
Other comprehensive income		-	-
Total comprehensive income for the year		(716,316)	65,061

The accompanying notes form part of these financial statements.

Statement of Financial Position

AS AT 30 SEPTEMBER 2018	Notes	2018 \$	2017 \$
ASSETS			
Current assets			
Cash and cash equivalents	4	649,599	1,719,393
Managed investment - cash	7c	-	29,273
Trade and other receivables	5	390,319	305,405
Stock	6	115,758	153,460
Total current assets		<u>1,155,676</u>	<u>2,207,531</u>
Non-current assets			
Property, plant and equipment	7a	2,677,633	2,731,269
Equity in Variety Australia	7b	23,520	23,520
Managed Investment -Equities	7c	-	156,127
Total non-current assets		<u>2,701,153</u>	<u>2,910,916</u>
TOTAL ASSETS		<u>3,856,829</u>	<u>5,118,447</u>
LIABILITIES			
Current liabilities			
Grants payable	8	175,750	313,658
Trade and other payables	8	228,162	546,222
Provisions	9	84,826	143,190
Total current liabilities		<u>488,738</u>	<u>1,003,070</u>
Total non-current liabilities		<u>-</u>	<u>-</u>
TOTAL LIABILITIES		<u>488,738</u>	<u>1,003,070</u>
NET ASSETS		<u>3,368,091</u>	<u>4,115,377</u>
EQUITY			
Retained earnings	10(a)	2,472,500	3,188,816
Reserves	10(b)	895,591	926,561
TOTAL EQUITY		<u>3,368,091</u>	<u>4,115,377</u>

The accompanying notes form part of these financial statements.

Statement of Changes in Equity

FOR THE YEAR ENDED 30 SEPTEMBER 2017

	Retained earnings \$	Reserves \$	Total Equity \$
At 1 October 2016	3,123,755	957,531	4,081,286
Total comprehensive expense for the year	65,061	-	65,061
Movement in sunshine coach grants reserve	-	(30,970)	(30,970)
At 30 September 2017	3,188,816	926,561	4,115,377

FOR THE YEAR ENDED 30 SEPTEMBER 2018

	Retained earnings \$	Reserves \$	Total Equity \$
At 1 October 2017	3,188,816	926,561	4,115,377
Total comprehensive income for the year	(716,316)	-	(716,316)
Movement in sunshine coach grants reserve	-	(30,970)	(30,970)
At 30 September 2018	2,472,500	895,591	3,368,091

The accompanying notes form part of these financial statements.

Statement of Cash Flows

FOR THE YEAR ENDED 30 SEPTEMBER 2018	Notes	2018 \$	2017 \$
Cash flows from operating activities			
Receipts from donors, sponsors, members and fundraising		2,979,261	6,447,506
Payments to suppliers and employees		(3,087,490)	(4,962,608)
Interest received		21,946	21,084
Grants paid		(1,097,270)	(1,378,930)
Net cash flows used in operating activities	4 (a)	<u>(1,183,553)</u>	<u>127,052</u>
Cash flows used in investing activities			
Purchase of managed investment		-	(105,340)
Sale of managed investment		185,340	-
Purchase of assets		(71,581)	(80,896)
Net cash flows used in investing activities		<u>113,759</u>	<u>(186,236)</u>
Net cash flow used in financing activities		<u>-</u>	<u>-</u>
Net (decrease) / increase in cash and cash equivalents		(1,069,794)	(59,184)
Cash and cash equivalents at beginning of year		<u>1,719,393</u>	<u>1,778,577</u>
Cash and cash equivalents at end of year	4	<u><u>649,599</u></u>	<u><u>1,719,393</u></u>

The accompanying notes form part of these financial statements.

Notes to the Financial Statements

FOR THE YEAR ENDED 30 SEPTEMBER 2018

NOTE 1 SUMMARY OF SIGNIFICANT ACCOUNTING POLICIES

The financial report of Variety WA Incorporated (Variety WA) for the year ended 30 September 2018 was authorised for issue in accordance with a resolution of the Board of Management Members on 17 November 2018.

Variety WA is an incorporated association and was incorporated on 8 April 1995. The Financial Report covers Variety WA as an individual entity.

Variety WA is incorporated and domiciled in Australia. The registered office, which is the principal place of business, is located at 102 Burswood Road, Burswood WA 6100.

In the event of Variety WA being wound up, member's liability is limited to an amount of \$NIL. If Variety WA ceases to operate, assets are distributed to either another incorporated association with similar objectives; or distributed for charitable or benevolent purposes.

The nature of the operations and principal activities of Variety WA are described in the Board of Management report.

All amounts are stated in Australian dollars.

(a) Basis of preparation

The financial report is a general purpose financial report, which has been prepared in accordance with Australian Accounting Standards, the Associations Incorporations Act 2015 WA and the Australian Charities and Not-For-Profits Commission Act 2012.

The financial report has also been prepared on an accrual and historical cost basis.

No judgements made by management as to the application of accounting standards have had a significant effect on the amounts recognised in the financial report.

Other than as disclosed in note 19, there are no key assumptions regarding the future or other sources of estimation uncertainty which are likely to cause material adjustments to the carrying value of assets and liabilities in future reporting periods.

Variety WA is a not-for-profit entity for the purposes of preparing Financial Statements.

(b) Statement of compliance

To the extent that they apply to not-for-profit organisations, the financial report complies with Australian Accounting Standards.

Variety WA is yet to undertake a detailed assessment of the impact of AASB 9. However, based on Variety WA's preliminary assessment, the Standard is not expected to have a material impact on the transactions and balances recognised in the financial statements when it is adopted for the year ended 30 September 2019.

Based on Variety WA's assessment, it is expected that the first-time adoption of AASB 15 for the year ended 30 September 2019 will have a material impact on the transactions and balances recognised in the financial statements, in particular rendering of services funded by state and federal government. The impact will be assessed in the future.

Variety WA is yet to undertake a detailed assessment of the impact of AASB 16. However, based on Variety WA's preliminary assessment, the Standard is not expected to have a material impact on the transactions and balances recognised in the financial statements when it is adopted for the year ended 30 September 2020 as the Association does not have significant operating leases.

Based on Variety WA's assessment, it is expected that the first-time adoption of AASB 1058 for the year ended 30 September 2020 will have a material impact on the transactions and balances recognised in the financial statements, in particular capital grants received from state or federal government. The impact will be assessed in the future.

Notes to the Financial Statements (continued)

FOR THE YEAR ENDED 30 SEPTEMBER 2018

NOTE 1 SUMMARY OF SIGNIFICANT ACCOUNTING POLICIES (CONTINUED)

(c) Property, plant and equipment

Plant and equipment is stated at cost less accumulated depreciation and any accumulated impairment losses. Such cost includes the cost of replacing parts that are eligible for capitalisation when the cost of replacing the parts is incurred. Similarly, when each major inspection is performed, its cost is recognised in the carrying amount of the plant and equipment as a replacement only if it is eligible for capitalisation.

Land and buildings are measured at cost.

Depreciation is calculated on a straight-line basis over the estimated life of the assets as follows:

Buildings – over 40 years
 Computer equipment – over 3 - 4 years
 Plant and equipment – over 5 years
 Motor vehicles – over 5 - 8 years
 Furniture and fittings – over 10 years

The assets' residual values, useful lives and amortisation methods are reviewed, and adjusted if appropriate, at each financial year end.

Disposal

An item of property, plant and equipment is derecognised upon disposal or when no further future economic benefits are expected from its use or disposal.

Any gain or loss arising on derecognition of the asset (calculated as the difference between the net disposal proceeds and the carrying amount of the asset) is included in profit or loss in the year the asset is derecognised.

(d) Leases

Finance leases, which transfer to Variety WA substantially all the risks and benefits incidental to ownership of the leased item, are capitalised at the inception of the lease at the fair value of the leased property or, if lower, at the present value of the minimum lease payments. Lease payments are allocated between the reduction of the lease liability and the lease interest expense for the period so as to achieve a constant rate on the remaining balance of the liability. Finance charges are recognised in the Statement of Profit or Loss and Other Comprehensive Income.

Leases where the lessor retains substantially all the risks and benefits of ownership of the asset are classified as operating leases. Operating lease payments including fixed rental increases (net of any incentives received from the lessor) are recognised as an expense in the Statement of Profit or Loss and Other Comprehensive Income on a straight-line basis over the lease term.

(e) Trade and other receivables

Trade receivables, which generally have 7 day terms, are recognised and carried at original invoice amount less an allowance for any uncollectible amounts.

Collectability of trade receivables is reviewed on an ongoing basis. Debts that are known to be uncollectible are written off when identified. An allowance for doubtful debts is raised when there is objective evidence that Variety WA may not be able to collect the debt.

Notes to the Financial Statements (continued)

FOR THE YEAR ENDED 30 SEPTEMBER 2018

NOTE 1 SUMMARY OF SIGNIFICANT ACCOUNTING POLICIES (CONTINUED)

(f) Inventories

Inventories are valued at the lower of cost and net realisable value.

Inventory also includes donated goods which are to be sold at auction for fundraising purposes. Inventory items are valued at approximate net realisable value, and this value is used as the reserve at auction to ensure that the auction proceeds exceed cost.

Net realisable value is the estimated selling price in the ordinary course of business, less estimated costs of completion and the estimated costs necessary to make the sale.

(g) Investments and other financial assets

Financial assets in the scope of AASB 139 Financial Instruments: Recognition and Measurement are classified as either financial assets at fair value through profit and loss, loans and receivables, held-to-maturity investments or available-for-sale assets, as appropriate. When financial assets are recognised initially, they are measured at cost, plus, in the case of investments not at fair value through profit or loss, directly attributable transaction costs. Variety WA determines the classification of its financial assets after initial recognition and, when allowed and appropriate, re-evaluates this designation at each financial year end.

All regular way purchases and sales of financial assets are recognised on the trade date i.e. the date that Variety WA commits to purchase the asset. Regular way purchases or sales are purchases or sales of financial assets under contracts that require delivery of the assets within the period established generally by regulation or convention in the market place.

(i) Financial assets at fair value through profit and loss

Financial assets classified as held for trading are included in the category 'financial assets at fair value through profit or loss'. Financial assets are classified as held for trading if they are acquired for the purpose of selling in the near term. Gains or losses on investments held for trading are recognised in profit or loss.

(ii) Held-to-maturity assets

Non-derivative financial assets with fixed or determinable payments and fixed maturity are classified as held-to-maturity when Variety WA has the positive intention and ability to hold to maturity. Assets that are intended to be held-to-maturity, such as bonds, are subsequently measured at amortised cost. This cost is computed as the amount initially recognised minus principal repayments, plus or minus the cumulative amortisation using the effective interest method of any difference between the initially recognised amount and the maturity amount. This calculation includes all fees and points paid or received between parties to the contract that are an integral part of the effective interest rate, transaction costs and all other premiums and discounts. For assets carried at amortised cost, gains and losses are recognised in the profit or loss when the assets are derecognised or impaired, as well as through the amortisation process.

(iii) Loans and receivables

Loans and receivables including loan notes and loans to key management personnel are non-derivative financial assets with fixed or determinable payments that are not quoted in an active market. Such assets are carried at amortised cost using the effective interest method. Gains and losses are recognised in profit or loss when the loans and receivables are derecognised or impaired, as well as through the amortisation process.

Notes to the Financial Statements (continued)

FOR THE YEAR ENDED 30 SEPTEMBER 2018

NOTE 1 SUMMARY OF SIGNIFICANT ACCOUNTING POLICIES (CONTINUED)

(g) Investments and other financial assets (continued)

(iv) Available-for-sale assets

Available-for-sale assets are those non-derivative financial assets that are designated as available-for-sale or are not classified as any of the preceding three categories. After initial recognition available-for-sale assets are measured at fair value with gains or losses being recognised as a separate component of equity until the asset is derecognised or until the asset is determined to be impaired, at which time the cumulative gain or loss previously reported is recognised in profit or loss.

For assets with no active market, fair value is determined using valuation techniques. Such techniques include using recent arm's length market transactions; reference to current market value of another instrument that is substantially the same; discounted cash flow analysis and option pricing models.

(h) Impairment of assets

At each reporting date, Variety WA assesses whether there is any indication that an asset may be impaired. Where an indicator of impairment exists, Variety WA makes a formal estimate of recoverable amount. Where the carrying amount of an asset exceeds its recoverable amount the asset is considered impaired and is written down to its recoverable amount.

Recoverable amount is the greater of fair value less costs to sell and value in use. It is determined for an individual asset, unless the asset's value in use cannot be estimated to be close to its fair value less costs to sell and it does not generate cash inflows that are largely independent of those from other assets or groups of assets, in which case, the recoverable amount is determined for the cash-generating unit to which the asset belongs.

In determining recoverable amount, the expected net cash flows have been discounted to their present value using a market determined risk adjusted discount rate.

(i) Cash and cash equivalents

Cash and bank deposits in the Statement of Financial Position comprise cash at bank and in hand, bank deposits with an original maturity of twelve months or less. Bank overdrafts are shown within interest-bearing loans and borrowings in current liabilities on the statement of financial position.

For the purposes of the Statement of Cash Flows, cash and cash equivalents consist of cash and cash equivalents as defined above, net of outstanding bank overdrafts.

(j) Trade and other payables

Trade payables and other payables are carried at amortised costs and represent liabilities for goods and services provided to Variety WA prior to the end of the financial year that are unpaid and arise when Variety WA becomes obliged to make future payments in respect of the purchase of these goods and services.

(k) Grants payable

Grants payable are carried at cost and are recognised when the entity has a legal, equitable or constructive obligation to make a future sacrifice of economic benefits as a result of past transactions or events, it is probable that a future sacrifice of economic benefits will be required and a reliable estimate can be made of the amount of the obligation.

All grants are reviewed once 12 months has passed since they were approved. Upon the expiration of 12 months any grant that is no longer required, no longer meets the grants criteria or all the needs of the recipient have been met, then any outstanding balance is written back and the grant treated as completed.

Sunshine coaches on loan to recipient organisations are classified as a reserve as they do not constitute a present obligation at the year end.

Notes to the Financial Statements (continued)

FOR THE YEAR ENDED 30 SEPTEMBER 2018

NOTE 1 SUMMARY OF SIGNIFICANT ACCOUNTING POLICIES (CONTINUED)

(l) Provisions

Provisions are recognised when Variety WA has a present obligation (legal or constructive) as a result of a past event, it is probable that an outflow of resources embodying economic benefits will be required to settle the obligation and a reliable estimate can be made of the amount of the obligation. Provisions are not recognised for future operating losses.

If the effect of the time value of money is material, provisions are determined by discounting the expected future cash flows at a pre-tax rate that reflects current market assessments of the time value of money and, where appropriate, the risks specific to the liability.

(m) Employee leave benefits

Provision is made for Variety WA's liability for employee benefits as a result of employees rendering services up to the reporting date. Employee benefits that are expected to be settled within one year have been measured at the amounts expected to be paid when the liability is settled, plus related on-costs. Employee benefits payable later than one year have been measured at the present value of the estimated future cash outflows to be made for those benefits.

Employee entitlements expenses and revenues arising in respect of the following categories:

- wages and salaries, non-monetary benefits, annual leave, long service leave, sick leave and other leave benefits; and
- other types of employee benefits are recognised against profits on a net basis in their respective categories.

(n) Income tax

Variety WA is exempt from income tax. It is a Deductible Gift Recipient (DGR) and an Income Tax Exempt Corporation (ITEC).

(o) Other taxes

Revenues, expenses and assets are recognised net of the amount of GST except:

- where the GST incurred on a purchase of goods and services is not recoverable from the taxation authority, in which case the GST is recognised as part of the cost of acquisition of the asset or as part of the expense item as applicable; and
- receivables and payables are stated with the amount of GST included.

The net amount of GST recoverable from, or payable to, the taxation authority is included as part of receivables or payables in the statement of financial position.

Cash flows are included in the Statement of Cash Flows on a gross basis and the GST component of cash flows arising from investing and financing activities, which is recoverable from, or payable to, the taxation authority, are classified as operating cash flows.

Notes to the Financial Statements (continued)

FOR THE YEAR ENDED 30 SEPTEMBER 2018

NOTE 1 SUMMARY OF SIGNIFICANT ACCOUNTING POLICIES (CONTINUED)

(p) Revenue

Revenue is recognised to the extent that it is probable that the economic benefits will flow to Variety WA and the revenue can be reliably measured.

Donations and collections income

Donations and collections income refers to donations received by the charity which qualifies as a donation under its deductible gift recipient status.

Donations and collections income includes:

- Goods that are donated to be sold at auctions, or to be used in events or functions. In both cases, they are recognised as revenue at their replacement cost, and expensed when the goods are sold, or otherwise used.
- Donated services, such as the use of a conference centre to host an event, are recognised as revenue at their replacement cost. An equivalent amount is recognised as an expense, relating to the type of service donated.

Fundraising and events income

Fundraising and event income and the associated expenses are recognised to the stage of completion by reference to the stage of completion of the transaction at the reporting date when the outcome of the transaction involving the rendering of services can be estimated reliably. Fundraising and events income refers to income derived from the charity's various events held during the year.

Interest income

Revenue is recognised as interest accrues using the effective interest method. This is a method of calculating the amortised cost of a financial asset and allocating the interest income over the relevant period using the effective interest rate, which is the rate that exactly discounts estimated future cash receipts through the expected life of the financial asset to the net carrying amount of the financial asset.

Sales of non-current assets

The gross proceeds of non-current assets sales are included at the date control of the asset passes to the buyer. The gain or loss on disposal of assets is calculated as the difference between the carrying amount of the asset at the time of disposal and the net proceeds on disposal.

Pledges (revenue) received

Pledges are recognised as revenue once Variety WA received an enforceable right to collect the pledge when it falls due.

(q) Financial risk management objectives and policies

Variety WA's principal financial instruments consist mainly of cash assets, trade and other receivables and trade and other payables.

The main purpose of these financial instruments is to provide funding to disadvantaged children in Western Australia. Variety WA has various other financial assets and liabilities such as trade receivables and trade payables, which arise directly from its operations.

Variety WA does not hold any complex financial instruments or any derivative financial instruments.

It is Variety WA's policy that no trading in financial instruments shall be undertaken. This was the case throughout the period under review.

The main risks arising from Variety WA's financial instruments are market risk, credit risk and liquidity risk. The Board reviews and agrees policies for managing each of these risks as summarised below.

Notes to the Financial Statements (continued)

FOR THE YEAR ENDED 30 SEPTEMBER 2018

NOTE 1 SUMMARY OF SIGNIFICANT ACCOUNTING POLICIES (CONTINUED)

(q) Financial risk management objectives and policies (continued)

Market Risk

Refer to note 16(c) to the financial statements.

Credit risk

Credit risk relates to Variety WA's financial assets which are held as cash and cash equivalents and trade and other receivables. Variety WA only deals with major Australian banks and only trades with recognised, creditworthy parties.

It is Variety WA's policy that all customers who wish to trade on credit terms are subject to credit verification procedures.

In addition, receivable balances are monitored on an ongoing basis with the result that Variety WA's exposure to bad debts is not significant.

Variety WA minimises concentration of credit risk in relation to trade receivables by undertaking transactions with a large number of customers.

The maximum credit risk exposure to Variety WA at the balance date is \$390,319. Credit risk in trade receivables is managed in the following ways:

- payment terms are 7 days;
- management review older amounts due and pursue customers for payment; and
- a \$NIL (2017: \$NIL) provision is held to cover any potential bad debts that may arise

Since Variety WA trades only with recognised credit worthy third parties, there is no requirement for collateral.

Liquidity Risk

Refer note 8 to the financial statements.

Notes to the Financial Statements (continued)

FOR THE YEAR ENDED 30 SEPTEMBER 2018

2 FUND RAISING INFORMATION

	2018	2017
	\$	\$
Donations and collections	1,592,282	1,926,263
Event and lottery income	1,361,592	4,590,029
Interest received	21,946	21,084
Other income	110,242	91,094
	<u>3,086,062</u>	<u>6,628,470</u>

3 EXPENSES

Operating surplus is stated after charging the following items:

Total Depreciation	125,217	114,179
Depreciation expensed as appeals granted	(30,970)	(30,970)
Depreciation expense	<u>94,247</u>	<u>83,209</u>

Notes to the Financial Statements (continued)

FOR THE YEAR ENDED 30 SEPTEMBER 2018

	2018	2017
	\$	\$
4 CASH AND CASH EQUIVALENTS		
Reconciliation to the Statement of Cash Flows		
For the purposes of the Statement of Cash Flows, cash and cash equivalents comprise the following:		
Cash in hand	5,000	5,743
Cash at bank	250,339	731,650
Bank deposits	394,260	982,000
	649,599	1,719,393

Cash at bank earns interest at floating rates based on daily bank deposit rates.

(a) Reconciliation of the net profit to the net cash flows from operations

Surplus/(Deficit) after tax	(716,316)	65,061
Non-cash or operating items		
Depreciation	94,247	83,209
Assets written off		-
Donations received in kind	91,459	(357,154)
Donations granted in kind	(91,459)	357,154
Changes in assets and liabilities		
Decrease/(increase) in trade and other receivables	(84,854)	(6,420)
Decrease/(increase) in other assets	37,703	(153,460)
(Decrease) in appeals payable	(137,908)	(92,433)
(Decrease) in trade and other creditors (including deferred income)	(318,060)	225,385
(Decrease)/increase in provisions	(58,365)	5,710
Net cash flow from operating activities	(1,183,553)	127,052

(b) Non-cash financing and investing activities

Credit card facility

Total balance owing as at 30 September 2018 is \$1,778 (2017: \$4,089).

Donated goods and services

During the year, the organisation received donated goods and services to the value of \$91,459 (2017: \$357,154). As these were acquired for no consideration, the goods and services were valued at current replacement cost.

Notes to the Financial Statements (continued)

FOR THE YEAR ENDED 30 SEPTEMBER 2018

	2018	2017
	\$	\$
5 TRADE AND OTHER RECEIVABLES		
(CURRENT)		
Trade receivables	23,498	54,549
Deposits	73,535	1,090
Other receivables	62,040	56,390
Accrued income	65,824	91,115
Net GST receivable	37,741	102,261
Bartercard/BBX account	127,681	-
	390,319	305,405

Trade debtors are non-interest bearing and generally on 7 day terms.

Accrued income is donations promised but not received as at 30 September 2018.

6 STOCK

Stock	115,757	153,460
	115,757	153,460

Notes to the Financial Statements (continued)

FOR THE YEAR ENDED 30 SEPTEMBER 2018

	2018 \$	2017 \$
7 NON-CURRENT ASSETS		
7a PROPERTY, PLANT AND EQUIPMENT		
Land	1,014,933	1,014,933
Buildings	1,627,665	1,627,665
Accumulated depreciation	(320,107)	(279,416)
	<u>1,307,558</u>	<u>1,348,249</u>
Plant & Equipment	385,427	313,846
Accumulated depreciation	(291,335)	(274,436)
	<u>94,092</u>	<u>39,410</u>
Motor Vehicles	185,607	185,607
Accumulated depreciation	(95,518)	(72,317)
	<u>90,089</u>	<u>113,290</u>
Furniture & Fittings	134,562	134,562
Accumulated depreciation	(74,283)	(60,827)
	<u>60,279</u>	<u>73,735</u>
Sunshine Coach	757,464	757,464
Accumulated depreciation	(646,782)	(615,812)
	<u>110,682</u>	<u>141,652</u>
Total	<u>2,677,633</u>	<u>2,731,269</u>
7b OTHER LONG TERM INVESTMENTS		
Equity in Variety Australia Ltd	<u>23,520</u>	<u>23,520</u>
7c MANAGED INVESTMENT		
<p>In line with the board strategic plan to diversify income streams to support the sustainability of the charity, during the year ended 30 September 2017, the board resolved to establish a foundation. JB Were was selected as the preferred fund manager, and a managed investment account was opened. As at 30 September, 2018 the balance of that account was as follows. During the year ended 30 September 2018, cash investments of \$29,273 and equity investments of \$156,127 were disposed of.</p>		
Cash	-	29,273
Equities	-	156,127
	<u>-</u>	<u>185,400</u>

Notes to the Financial Statements (continued)

FOR THE YEAR ENDED 30 SEPTEMBER 2018

7d PROPERTY, PLANT AND EQUIPMENT (Continued)

RECONCILIATION

	Land	Building	Plant & Equipment	Motor Vehicles	Furniture & Fittings	Sunshine Coach	Total
Cost							
Opening balance as at 1 October 2016	1,014,933	1,627,665	290,195	160,152	102,772	757,464	3,953,181
Additions	-	-	23,651	25,455	31,790	-	80,896
Disposals	-	-	-	-	-	-	-
Ending balance as at 30 September 2017	1,014,933	1,627,665	313,846	185,607	134,562	757,464	4,034,077
Accumulated depreciation							
Opening balance as at 1 October 2016	-	(238,724)	(265,662)	(50,441)	(48,960)	(584,842)	(1,188,629)
Depreciation	-	(40,629)	(8,775)	(21,875)	(11,867)	(30,970)	(114,179)
Disposals	-	-	-	-	-	-	-
Ending balance as at 30 September 2017	-	(279,416)	(274,437)	(72,316)	(60,827)	(615,812)	(1,302,808)
Carrying amount	1,014,933	1,348,249	39,409	113,291	73,735	141,652	2,731,269
Cost							
Opening balance as at 1 October 2017	1,014,933	1,627,665	313,846	185,607	134,562	757,464	4,034,077
Additions	-	-	71,581	-	-	-	71,581
Disposals	-	-	-	-	-	-	-
Ending balance as at 30 September 2018	1,014,933	1,627,665	385,427	185,607	134,562	757,464	4,105,658
Accumulated depreciation							
Opening balance as at 1 October 2017	-	(279,416)	(274,437)	(72,316)	(60,827)	(615,812)	(1,302,808)
Depreciation	-	(40,691)	(16,898)	(23,202)	(13,456)	(30,970)	(125,217)
Disposals	-	-	-	-	-	-	-
Ending balance as at 30 September 2018	-	(320,107)	(291,335)	(95,518)	(74,283)	(646,782)	(1,428,025)
Carrying amount	1,014,933	1,307,558	94,092	90,089	60,279	110,682	2,677,633

Notes to the Financial Statements (continued)

FOR THE YEAR ENDED 30 SEPTEMBER 2018

		2018 \$	2017 \$
8 PAYABLES (CURRENT)			
Trade payables	(i)	146,385	4,175
Other payables and accruals	(ii)	81,777	542,047
		228,162	546,222
Grants payable	(iii)	175,750	313,658

- (i) Trade payables are non-interest bearing and are normally settled on 30 day terms.
(ii) Other payables and accruals are non-interest bearing and have an average term of 30 days.
(iii) Grants payable treatment is described fully in note 1(k).

Liquidity risk

Liquidity risk is the risk that Variety WA will not be able to meet its financial obligations as they fall due. Variety WA's approach to manage liquidity is to ensure, as far as possible, that it will always have sufficient liquidity to meet its liabilities when due without incurring unacceptable losses or risking damaging the charity's reputation.

Ultimate responsibility for liquidity risk management rests with the Board of Management. Under instruction from the board, management have developed an appropriate risk management framework for the management of the short, medium and long term funding and liquidity management requirements. Variety WA manages liquidity risk by maintaining reserves, banking facilities and reserve borrowing facilities and by continuously monitoring forecast and actual cash flows and matching the maturity profiles of financial assets and liabilities.

9 PROVISIONS

Annual leave brought forward	64,831	63,403
Amounts accrued during the year	(15,481)	1,428
Annual leave carried forward	49,350	64,831
Long service leave brought forward	78,359	74,077
Amounts accrued during the year	(42,883)	4,282
Long service leave carried forward	35,476	78,359
Total provisions	84,826	143,190

Employee benefits

Provision is made for employee entitlement benefits accumulated as a result of employees rendering services up to the reporting date. These benefits would include long service leave if any employee was entitled to it or a risked-estimate of the provision if an employee is nearing entitlement.

Notes to the Financial Statements (continued)

FOR THE YEAR ENDED 30 SEPTEMBER 2018

10 RESERVES

(a) Retained earnings	2018	2017
	\$	\$
Movements in retained earnings were as follows:		
Beginning of financial year	3,188,816	3,123,755
Total comprehensive income for the year	(716,316)	65,061
Movement in reserves	-	-
End of financial year	<u>2,472,500</u>	<u>3,188,816</u>

(b) Reserves

Movements in reserves were as follows:

Beginning of financial year	926,561	957,531
Movement in the year	(30,970)	(30,970)
End of financial year	<u>895,591</u>	<u>926,561</u>

(i, ii and iii)

(i) The reserves of \$170,098 (2017: \$201,068) relates to the Sunshine coach grants. Refer to note 1(k).

(ii) The reserve of \$300,000 (2017: \$300,000) relates to funds injected into the organisation by the Bendat Family Foundation. The interest earned on these funds must be used for the Brian Treasure Scholarship Fund.

(iii) The general reserve of \$425,492 (2017: \$425,492) relates to the gain on the sale of the Shepperton Road property.

11 COMMITMENTS AND CONTINGENCIES

Variety WA has no capital or operational commitments in existence at the balance date.

12 AUDITORS' REMUNERATION

The auditor of Variety WA is Butler Settineri (Audit) Pty Ltd. Butler Settineri (Audit) Pty Ltd received \$15,198 (2017: \$18,807) excluding GST in respect of audit services provided in the current and prior year. An amount of \$775 (2017: \$750) was paid for non-audit services. Butler Settineri (Audit) Pty Ltd invoiced Variety WA for the 2018 \$6,013 Audit (2017: \$9,155).

13 KEY MANAGEMENT PERSONNEL

(a) Details of Key Management Personnel (KMP)

Executives

Tony Hume Chief Executive Officer

(b) Compensation of Key Management Personnel

A formal meeting is held in November each year where a discussion regarding performance occurs and the Board make a decision regarding the remuneration of KMP. Due to the sensitive nature of information, compensation data is not reported.

Notes to the Financial Statements (continued)

FOR THE YEAR ENDED 30 SEPTEMBER 2018

13 KEY MANAGEMENT PERSONNEL (CONT'D)

(c) Other transactions and balances with (KMP) and their related parties

Sales and Purchases

During the year, there were no sales or purchases from Key Management Personnel

14 RELATED PARTY DISCLOSURE

(a) Ultimate parent

Variety WA is a member of Variety Australia and Variety International.

(b) Key management personnel

Details relating to key management personnel, including remuneration, are included in note 13.

(c) Transactions with related parties

The following table provides the total amount of transactions that were entered into with related parties for the relevant financial year:

Related party		Revenue /(services from) related parties	Payments to/(from) related parties	Amounts owed (by)/to related parties
Variety International The Children's Charity	2018	-	26,998	-
	2017	-	10,306	-
Variety Australia Ltd	2018	90,956	115,519	46,075
	2017	-	126,616	(3,229)
Variety NSW	2018	80,268	30,402	-
	2017	-	17,316	4
Variety NT	2018	-	10,232	-
	2017	-	12,000	-
Variety QLD	2018	103	648	-
	2017	1,839	162	-
Variety SA	2018	103	102	-
	2017	-	-	-
Variety TAS	2018	103	182	-
	2017	-	-	-
Variety VIC	2018	103	45	(366)
	2017	-	2,266	-

Transactions with entities controlled by members of the board of management

During the year Variety WA effected purchases of \$2,064 (2017: \$1,061) from Bridgestone Select Welshpool, an entity controlled by J Hanlon.

During the year Variety WA engaged the services of Event Services & Productions Pty Ltd, an entity controlled by H Hinchliffe. These services were to the value of \$29,274 (2017: \$28,524).

Terms and conditions of transactions with related parties

Sales to and purchases from related parties are made in arm's length transactions both at normal market prices and on normal commercial terms.

Outstanding balances at year-end are unsecured, interest free and settlement occurs in cash.

Notes to the Financial Statements (continued)

FOR THE YEAR ENDED 30 SEPTEMBER 2018

15 SEGMENT INFORMATION

Variety WA operates in predominately one segment and one geographical region fundraising within Western Australia.

16 FINANCIAL INSTRUMENTS

Variety WA's principal financial instruments consist mainly of cash assets, trade receivables and trade payables.

(a) Net fair values

All financial assets and liabilities have been recognised at the balance date at their net fair values. The carrying amount of financial assets and liabilities approximate their net fair value. These financial assets and liabilities are included in the assets and liabilities in the Statement of Financial Position. There are no financial assets which have a carrying amount exceeding their net fair value.

(b) Financial Instruments

	Carrying amount		Fair value	
	2018	2017	2018	2017
	\$	\$	\$	\$
(i) Financial assets				
Cash assets	649,599	1,719,393	649,599	1,719,393
Trade and other receivables	390,319	305,405	390,319	305,405
Total financial assets	<u>1,039,918</u>	<u>2,024,798</u>	<u>1,039,918</u>	<u>2,024,798</u>
(ii) Financial liabilities				
Trade creditors	146,385	4,175	146,385	4,175
Grants payable	175,750	313,658	175,750	313,658
Other creditors and accruals	<u>166,603</u>	<u>685,237</u>	<u>166,603</u>	<u>685,237</u>
Total financial liabilities	<u>488,738</u>	<u>1,003,070</u>	<u>488,738</u>	<u>1,003,070</u>

(c) Market risk

Market risk includes price risk, foreign exchange rate risk and interest rate risk. Variety WA's exposure to market risk is the financial risk of changes with respect to interest rates. Variety WA has no exposure to price risk or foreign exchange rate risk.

Variety WA's exposure to the risk of changes in interest rates relates primarily to Variety WA's bank accounts and credit card.

A change of 100 basis points in variable interest rates would have the following increase/ (decrease) effect on profit and equity.

	100bp increase \$'000	100bp decrease \$'000
30 September 2018		
Variable rate instruments	<u>6</u>	<u>(6)</u>
30 September 2017		
Variable rate instruments	<u>17</u>	<u>(17)</u>

Notes to the Financial Statements (continued)

FOR THE YEAR ENDED 30 SEPTEMBER 2018

17 EVENTS AFTER BALANCE DATE

Since the end of the financial year, the Board of Management have not become aware of any matter or circumstances not otherwise dealt with in the report or financial statements that has significantly, or may significantly affect the operations of Variety WA, the results of those operations or the state of affairs of Variety WA in subsequent financial years.

18 CONTINGENT LIABILITIES

There are no contingent liabilities that exist at, or after, the balance date.

19 KEY ASSUMPTIONS

(a) Regarding the future

There is an assumption that Variety WA will receive similar levels of support in the future.

(b) Regarding the current year

There are no key assumptions regarding the current financial year.

20 CAPITAL MANAGEMENT

The primary focus of Variety WA's capital management policy is to ensure adequate working capital to fund the grants already approved and to work towards raising further capital to fund future grant applications. This is done through careful budgeting and a grants approval process which involves obtaining approval from the Board of Management.

Variety WA's working capital as at the balance date was:

	2018	2017
	\$	\$
Cash and cash equivalents	649,599	1,719,393
Trade and other receivables	390,319	305,405
Grants payable	(175,750)	(313,658)
Trade and other payables	(228,162)	(546,222)
	636,006	1,164,918

Board of Management's Declaration

In accordance with a resolution of the Board of Management of Variety WA Incorporated, we state that:

In the opinion of the Board of Management:

a) The financial statements and notes of Variety WA Incorporated:

Presents fairly, Variety WA Incorporated's financial position as at 30 September 2018 and of its performance, as represented by the results of its operations, changes in equity and its cash flows, for the year ended on that date; and comply with applicable Australian Accounting Standards and the Associations Incorporations Act 2015 WA.

b) There are reasonable grounds to believe Variety WA Incorporated will be able to pay its debts as and when they become due and payable.

c) The provisions of the Australian Charities and Not-For-Profit Commission Act 2012 and its regulations and the conditions attached to the Authority to conduct fundraising have been complied with.

d) The internal controls exercised by Variety WA Incorporated are appropriate and effective in accounting for all income received and applied to its fundraising appeals

Signed in accordance with a resolution of the Board of Management:



.....
J Komninos
Chief Barker / Chair



.....
B Dean
Treasurer

Perth
Date: 21 November 2018

INDEPENDENT AUDITOR'S REPORT TO THE MEMBERS OF VARIETY WA INCORPORATED

Report on the Financial Report

Qualified Opinion

We have audited the financial report of Variety WA Incorporated, which comprises the statement of financial position as at 30 September 2018 and the statement of profit or loss and other comprehensive income, statement of changes in equity and statement of cash flows for the twelve month period then ended, notes comprising a summary of significant accounting policies and other explanatory information and the Board of Managements' declaration.

In our opinion, except for the effects on the financial report of such adjustments, if any that may have been required had the limitation on our audit procedure referred to in the qualification paragraph not existed:

- i) the accompanying financial report of the Variety WA Incorporated is prepared, in all material respects, in accordance with the Associations Incorporation Act 2015 WA and the Australian Charities and Not-for-profits Commission Act 2012, including, giving a true and fair view of the Association's financial position as at 30 September 2018 and of its financial performance for the year then ended; and
- ii) complying with Australian Accounting Standards - and Division 60 of the Australian Charities and Not-for-profits Commission Regulation 2013.

Basis for Qualified Opinion

Donations and fundraising are significant sources of revenue for the Association. The board of management has determined that it is impracticable to establish controls over the collection of voluntary revenue prior to entry into its financial records. Accordingly, as the evidence available to us regarding revenue from these sources was limited, our audit procedures with respect to voluntary revenue had to be restricted to the amounts recorded in the financial records. We therefore are unable to express an opinion as to whether the recorded voluntary revenue of the Association is complete.

We have conducted our audit in accordance with Australian Auditing Standards. Our responsibilities under those Standards are further described in the *Auditor's Responsibilities for the Audit of the Financial Report* section of our report.

We are independent of the Association in accordance with the auditor independence requirements of the Associations Incorporation Act 2015 WA, Australian Charities and Not-for-profits Commission Act 2012 and the ethical requirements of the Accounting Professional and Ethical Standards Board's APES 110 Code of Ethics for Professional Accountants (the Code) that are relevant to our audit of the financial report in Australia. We have also fulfilled our ethical requirements in accordance with the Code.

We confirm that the independence declaration required by the Associations Incorporation Act 2015 WA and Australian Charities and Not-for-profits Commission Act 2012, which has been given to the board of management of the Association, would be in the same terms if given to the board of management as at the date of this auditor's report.

We believe that the audit evidence we have obtained is sufficient and appropriate to provide a basis for our opinion.

Responsibilities of the Board of Management for the Financial Report

The board of management of the Association is responsible for the preparation of the financial report that gives a true and fair view in accordance with the Australian Accounting Standards, Associations Incorporation Act 2015 WA, and the Australian Charities and Not-for-profits Commission Act 2012 and for such internal control as the board of management determines is necessary to enable the preparation of the financial report that gives a true and fair view and is free from material misstatement, whether due to fraud or error.

In preparing the financial report, the board of management are responsible for assessing the Association's ability to continue as a going concern, disclosing, as applicable, matters related to going concern and using the going concern basis of accounting unless the board of management either intend to liquidate the Association or to cease operations, or have no realistic alternative but to do so.

Auditor's Responsibilities for the Audit of the Financial Report

Our objectives are to obtain reasonable assurance about whether the financial report as a whole is free from material misstatement, whether due to fraud or error, and to issue an auditor's report that includes our opinion.

Reasonable assurance is a high level of assurance, but is not a guarantee that an audit conducted in accordance with the Australian Auditing Standards will always detect a material misstatement when it exists. Misstatements can arise from fraud or error and are considered material if, individually or in the aggregate, they could reasonably be expected to influence the economic decisions of users taken on the basis of the financial report.

As part of an audit in accordance with the Australia Auditing Standards, we exercise professional judgement and maintain professional scepticism throughout the audit. We also:

- Identify and assess risks of material misstatement of the financial report, whether due to fraud or error, design and perform audit procedures responsive to those risks, and obtain audit evidence that is sufficient and appropriate to provide a basis for our opinion. The risk of not detecting a material misstatement resulting from fraud is higher than for one resulting from error, as fraud may involve collusion, forgery, intentional omissions, misrepresentations, or the override of internal control.
- Obtain and understanding of internal control relevant to the audit in order to design audit procedures that are appropriate in the circumstances, but not for the purpose of expressing an opinion on the effectiveness of the Association's internal control.
- Evaluate the appropriateness of accounting policies used and the reasonableness of accounting estimates and related disclosures made by the board of management.
- Conclude on the appropriateness of the board of managements' use of the going concern basis of accounting and, based on the audit evidence obtained, whether a material uncertainty exists related to events or conditions that may cast significant doubt on the Association's ability to continue as a going concern. If we conclude that a material uncertainty exists, we are required to draw attention in our auditor's report to the related disclosures in the financial report or, if such disclosures are inadequate, to modify our opinion. Our conclusions are based on the audit evidence obtained up to the date of our auditor's report. However, future events or conditions may cause the Association to cease to continue as a going concern.
- Evaluate the overall presentation, structure and content of the financial report, including the disclosures, and whether the financial report represents the underlying transactions and events in a manner that achieves fair presentation.

We communicate with the board of management regarding, among other matters, the planned scope and timing of the audit and significant audit findings, including any significant deficiencies in internal control that we identify during our audit.

We also provide the board of management with a statement that we have complied with relevant ethical requirements regarding independence, and to communicate with them all relationships and other matters that may reasonably be thought to bear on our independence, and where applicable, related safeguards.


Report on Other Legal and Regulatory Requirements

In our opinion, Variety WA Incorporated has complied with sections 60-30(3)(b), (c) and (d) of the Australian Charities and Not-for-profits Commission Act 2012 and sections 82(1)(b), (c) and (d) of the Associations Incorporation Act 2015 WA :

- by providing us with all information, explanation and assistance necessary for the conduct of the audit;

- by keeping financial records sufficient to enable a financial report to be prepared and audited;
- by keeping other records required by Part 3-2 of the Australian Charities and Not-for-profits Commission Act 2012, including those records required by Section 55-5 that correctly record its operations, so as to enable any recognised assessment activity to be carried out in relation to the entity; and
- by keeping other records required by Part 5 of the Associations Incorporation Act 2015 (WA), including those records required by Section 66 that correctly record its operations, so as to enable true and fair financial statements to be prepared.

BUTLER SETTINERI (AUDIT) PTY LTD



MARIUS VAN DER MERWE CA
Director

Perth

Date: 21 November 2018